

Stereoselective synthesis of *trans*- and *cis*-2-aryl-3-(hydroxymethyl)aziridines through transformation of 4-aryl-3-chloro- β -lactams and study of their ring opening

Matthias D'hooghe, Karen Mollet,[†] Stijn Dekeukeleire[†] and Norbert De Kimpe*

Received 23rd September 2009, Accepted 26th October 2009

First published as an Advance Article on the web 4th December 2009

DOI: 10.1039/b919864d

trans- and *cis*-1-Alkyl-4-aryl-3-chloroazetidin-2-ones, prepared through cyclocondensation of chloroketene and the appropriate imines in a diastereoselective way, were transformed into the corresponding non-activated *trans*- and *cis*-2-aryl-3-(hydroxymethyl)aziridines *via* reductive ring contraction using LiAlH₄ in Et₂O. Furthermore, *trans*-2-aryl-3-(hydroxymethyl)aziridines were transformed into 2-amino-3-arylpropan-1-ols and *anti*-2-amino-3-aryl-3-methoxypropan-1-ols by means of an unprecedented ring opening by LiAlH₄ and by MeOH, respectively. *cis*-2-Aryl-3-(hydroxymethyl)aziridines were shown to be highly reluctant to undergo ring opening by LiAlH₄ and MeOH under similar reaction conditions.

Introduction

Aziridines have proven to be excellent building blocks for the synthesis of a large variety of ring opened and ring expanded amines due to the inherent reactivity of the constrained ring.¹ In particular, 2-(hydroxymethyl)aziridines are useful substrates for the preparation of amino alcohols through ring opening reactions, a class of compounds with a broad applicability in synthetic and medicinal chemistry.² Up to now, synthetic efforts in this field have been mainly limited to mono-substituted 2-(hydroxymethyl)aziridines,³ and the study of for instance 2-aryl-3-(hydroxymethyl)aziridines has scarcely been reported in the literature.⁴ However, the latter class of aziridines holds interesting potential for further elaboration towards *e.g.* aryl substituted amino alcohols, which are known to be of biological relevance as for example antibiotics,⁵ antitumor agents,⁶ *anti*-hypertensive agents,⁷ herbicides⁸ *etc.*

Moreover, the enhanced electrophilicity of the benzylic aziridine carbon atom can have a pronounced effect on the regiocontrol of ring opening reactions, leading to highly regioselective processes as compared to unsubstituted or 3-alkyl substituted 2-(hydroxymethyl)aziridines.

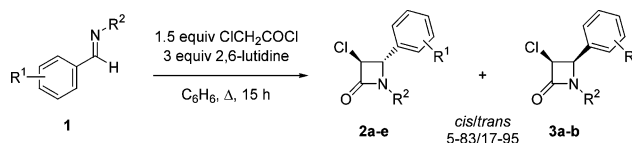
Also the constrained azetidin-2-one ring has been employed successfully in a large variety of different synthetic methodologies towards all kinds of nitrogen-containing target compounds.⁹ One of these approaches comprises the synthesis of aziridines as useful synthons for further elaboration. Nevertheless, little effort has been devoted to the development of convenient and general methods for the conversion of β -lactams into aziridines,¹⁰ especially with regard to the preparation of non-activated aziridine derivatives. Whereas a variety of methods is available for the preparation of aziridines,¹ the majority of these approaches

involves the synthesis of activated aziridines, and the chemistry of non-activated aziridines has been explored to a limited extent up to now.

In the present paper, a straightforward and efficient new approach to non-activated *trans*- and *cis*-2-aryl-3-(hydroxymethyl)aziridines is described through reductive ring opening and *in situ* cyclisation of the corresponding *trans*- and *cis*-4-aryl-3-chloro- β -lactams. Furthermore, the unprecedented ring opening of non-activated *trans*-2-aryl-3-(hydroxymethyl)aziridines by LiAlH₄ and MeOH towards 2-amino-3-arylpropan-1-ols and *anti*-2-amino-3-aryl-3-methoxypropan-1-ols, respectively, is discussed. On the other hand, *cis*-2-aryl-3-(hydroxymethyl)aziridines appeared to be highly reluctant to undergo ring opening by LiAlH₄ and MeOH under similar reaction conditions.

Results and discussion

N-(Arylmethylidene)alkylamines **1**, prepared in high yields through condensation of the corresponding benzaldehydes with the appropriate primary amines in CH₂Cl₂ in the presence of anhydrous MgSO₄, were used as substrates for the Staudinger synthesis of 3-chloro- β -lactams upon treatment with 1.5 equiv of chloroacetyl chloride and 3 equiv of 2,6-lutidine in benzene. In accordance with previous results,¹¹ the premised *trans*-4-aryl-3-chloro- β -lactams **2a–e** were obtained stereoselectively (*cis/trans* 5–8/92–95) after a reflux period of 15 h, and were isolated in pure form after crystallisation from EtOH or column chromatography on silica gel in good yields (Scheme 1, Table 1). The *trans*-stereochemistry of azetidin-2-ones **2** was unambiguously assigned based on the coupling constants between the protons at C3 and



Scheme 1

Department of Organic Chemistry, Faculty of Bioscience Engineering, Ghent University, Coupure links 653, B-9000 Ghent, Belgium. E-mail: norbert.dekimpe@UGent.be

[†] Aspirant of the Fund for Scientific Research – Flanders (FWO-Vlaanderen).

Table 1 Staudinger synthesis of *trans*- and *cis*-4-aryl-3-chloroazetidin-2-ones **2** and **3**

Compound	R ¹	R ²	<i>cis/trans</i> ^a	Isolated yield ^{b,c}
2a	H	iPr	5/95	56% ^c
2b	H	Bn	8/92	65% ^c
2c	4-Cl	Bn	7/93	65% ^b
2d	4-OMe	iBu	5/95	55% ^c
2e	2-F	nPr	5/95	64% ^c
3a	2-F	tBu	83/17	79% ^b
3b	2-OMe	tBu	69/31	55% ^b

^a Based on ¹H NMR analysis of the reaction mixture. ^b Yields of pure compounds after crystallisation from EtOH. ^c Yields of pure compounds after column chromatography (SiO₂).

C4, as the observed *J*-values of 1.6–1.7 Hz (¹H NMR, CDCl₃) correspond well with those reported in the literature for *trans*-β-lactams.¹² Furthermore, it is known that the use of the Moore ketene (chloroketene) for the Staudinger synthesis of azetidin-2-ones favours the formation of the thermodynamically more stable *trans*-β-lactams through *E/Z*-isomerisation across the iminium bond in the zwitterionic intermediates,¹³ although also other parameters such as reaction temperature and admission order of reagents are known to have an influence on the stereoselectivity.¹⁴

Surprisingly, the use of imines **1** bearing an *N*-*tert*-butyl group in combination with a substituent in the *ortho*-position on the aromatic ring afforded the corresponding *cis*-4-aryl-3-chloroazetidin-2-ones **3a, b** as the major stereoisomers (*cis/trans* 69–83/17–31) after condensation with chloroketene in benzene under the same reaction conditions (Scheme 1, Table 1). Again, the observed coupling constants between the protons at C3 and C4 were in accordance with literature data for *cis*-β-lactams (5.0–5.3 Hz, ¹H NMR, CDCl₃).¹⁵ The unexpected formation of *cis*-azetidin-2-ones **3** can be explained by considering a hindered *E/Z*-isomerisation across the iminium bond in the zwitterionic intermediates due to a substantial steric interaction between the *N*-*tert*-butyl group and the *ortho*-substituted aromatic ring, resulting in a shift in the competition between isomerisation on the one hand and direct conrotatory ring closure on the other hand in favour of the latter.

When the imine derived from benzaldehyde and *tert*-butylamine was used for the Staudinger synthesis of the corresponding 3-chloro-β-lactam, the latter compound was obtained as a mixture of *cis/trans* isomers in a 6/94 ratio, pointing to the necessity of the combination of a substituent in the *ortho*-position on the aromatic ring and an *N*-*tert*-butyl group for *cis*-stereoselectivity.

Table 2 Transformation of *trans*-3-chloro-β-lactams **2** into 2-amino-3-arylpropan-1-ols **4** and *trans*-2-aryl-3-(hydroxymethyl)aziridines **6**

Entry	R ¹	R ²	Compound (yield) ^a	Compound (yield) ^{a,b,c}
1	H	iPr	4a (66%)	6a (55%) ^a
2	H	Bn	4b (44%)	6b (68%) ^c
3	4-Cl	Bn	4c (37%)	6c (56%) ^a
4	4-OMe	iBu	4d (60%)	6d (70%) ^c
5	2-F	nPr	4e (50%)	6e (44%) ^b

^a After recrystallisation. ^b After column chromatography (SiO₂). ^c Crude yield (purity >95% based on NMR).

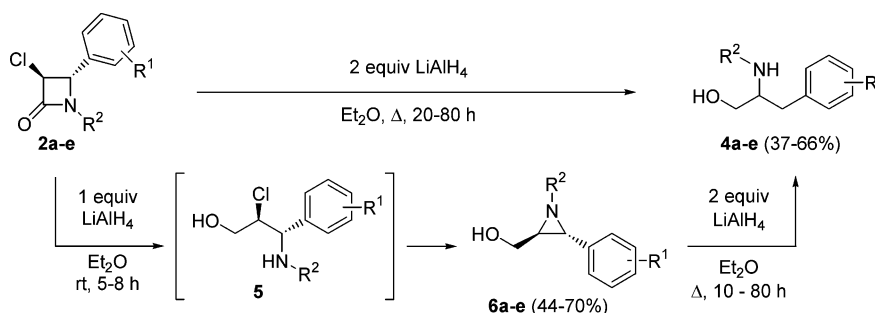
Attempts to purify 1-*tert*-butyl-3-chloro-4-phenyl-β-lactam by recrystallization or column chromatography failed.

Other examples of *cis*-4-aryl-3-chloro-β-lactams have been described in the literature, although these compounds are usually obtained with lower diastereoselectivity and are mostly substituted with an aryl group at nitrogen.^{16,17}

In previous work, the reductive ring opening of azetidin-2-ones by means of LiAlH₄ has been described as a suitable approach towards the synthesis of a variety of γ-amino alcohols.¹⁸ In analogy, reductive ring opening of β-lactams **2** could lead to intermediate 3-amino-2-chloropropan-1-ols, which are prone to subsequent cyclization towards 2,3-disubstituted aziridines in basic medium. To date, only one literature report on the conversion of 3-chloro-β-lactams into aziridine derivatives is available, in which the transformation of *trans*-4-aryl-3-chloroazetidin-2-ones into 2-aryl-3-carbamoylaziridines is described upon treatment with primary amines.¹⁰ⁱ

Thus, *trans*-4-aryl-3-chloro-β-lactams **2** were subjected to a reductive ring opening utilizing two molar equiv of LiAlH₄ in Et₂O under reflux for 20–80 h, resulting in full conversion of the starting material. However, spectroscopic analysis of the obtained reaction products revealed a molecular structure different from the contemplated aziridines **6**, and finally these compounds were identified as 2-amino-3-arylpropan-1-ols **4** (Scheme 2, Table 2).¹⁹ From a mechanistic point of view, the formation of the latter amino alcohols **4** can be rationalized considering the initial conversion of the starting β-lactams **2** into aziridines **6** via intermediate γ-amino alcohols **5**, followed by hydride-promoted ring opening of these aziridines **6** under the given reaction conditions.

The LiAlH₄-induced ring opening of aziridines without additional *N*-activation is surprising and has not been described before in the literature, apart from a recent paper in which the partial and non-regioselective LiAlH₄-promoted ring opening of 2-methyl-1-phenylaziridine is reported.²⁰ Besides that report, only indirect

**Scheme 2**

evidence for the reduction of aziridines by LiAlH_4 , deduced from several experiments in which aziridines were assumed to be intermediates, is available in the literature.²¹ The hydride-induced ring opening of aziridines is indeed peculiar, as several methods are known for the formation of aziridines by LiAlH_4 reduction of suitable substrates.²²

The observed reactivity can be explained considering the *in situ* activation of the aziridine moiety by the Lewis acid character of aluminium, resulting in a considerable weakening of the C2–N bond due to benzylic stabilisation of the developing carbenium ion. Subsequently, transfer of hydride to the C2 aziridine carbon atom results in the formation of β -amino alcohols **4** (Scheme 2). Furthermore, the presence of an internal hydrogen bond between the hydroxyl group and the aziridine nitrogen atom can account for additional activation of the aziridine ring,²³ facilitating its ring opening.

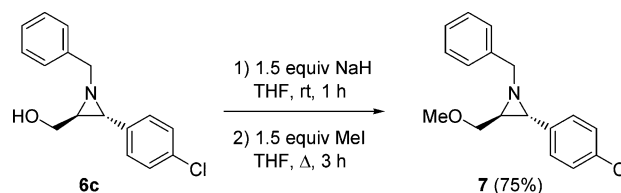
Alternatively, the aza-Payne rearrangement of intermediate 2-(aminomethyl)epoxides to aziridines **6** could be invoked due to the initial formation of highly reactive α -chloroaldehydes, which are known to afford epoxides under reductive reaction conditions.²⁴ However, this pathway would lead to *cis*-aziridines through double Walden inversion of the chlorinated carbon atom instead of *trans*-aziridines **6**, formed by cyclisation of β -chloroamines **5**. Furthermore, the intermediacy of γ -amino alcohols **5** in this transformation was acknowledged by ^1H NMR, IR and MS analysis of the reaction mixture obtained after treatment of β -lactam **2b** with two equiv of LiAlH_4 in Et_2O under reflux for three hours, pointing to the presence of the reactive β -chloroamine **5** as the major reaction component.

In order to prevent hydride-promoted ring opening of the desired aziridines **6**, milder reaction conditions were applied for the reduction of β -lactams **2**. Thus, treatment of *trans*-4-aryl-3-chloroazetidin-2-ones **2** with one equiv of LiAlH_4 in Et_2O at room temperature for 5–8 h afforded *trans*-2-aryl-3-(hydroxymethyl)aziridines **6** as the final reaction products (Scheme 2, Table 2). Treatment of aziridines **6** with two equiv of LiAlH_4 in Et_2O under reflux resulted in β -amino alcohols **4** (Scheme 2), supporting the intermediacy of aziridines **6** in the direct conversion of β -lactams **2** to 2-aminopropan-1-ols **4**. Furthermore, the latter experiments comprise the first example of LiAlH_4 -mediated ring opening of 1-alkylaziridines.

Remarkably, *trans*-aziridines **6** appeared as mixtures of two invertomers (1/2–1/5) upon ^1H and ^{13}C NMR analysis, which is probably due to hindered *N*-inversion. These observations are in accordance with literature data.^{4c,d} The *trans*-stereochemistry of aziridines **6** was assigned by means of comparison of the vicinal coupling constants (^1H NMR, CDCl_3) between both aziridine protons with those reported in the literature^{4c,d,25} (3.3–3.9 Hz for the major invertomers, 2.2 Hz for the minor invertomers), and

is a direct consequence of the relative stereochemistry as defined during the Staudinger synthesis of the starting β -lactams **2**.

In order to investigate the influence of an intramolecular hydrogen bridge between the free hydroxyl group and the basic nitrogen atom on the appearance of two invertomers, the alcohol was converted into the corresponding methyl ether through a Williamson ether synthesis. Thus, treatment of aziridine **6c** as a selected example with 1.5 equiv of sodium hydride, followed by the addition of 1.5 equiv of methyl iodide in THF under reflux for three hours resulted in the formation of methyl ether **7** (Scheme 3). Nonetheless, aziridine **7** also appeared as two distinct invertomers in NMR, albeit in a slightly changed ratio (**6c**: 1/2, **7**: 1/1.4).

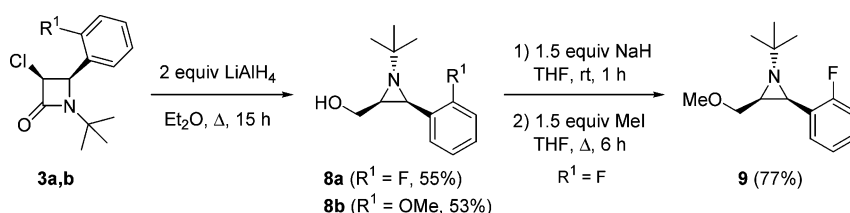


Scheme 3

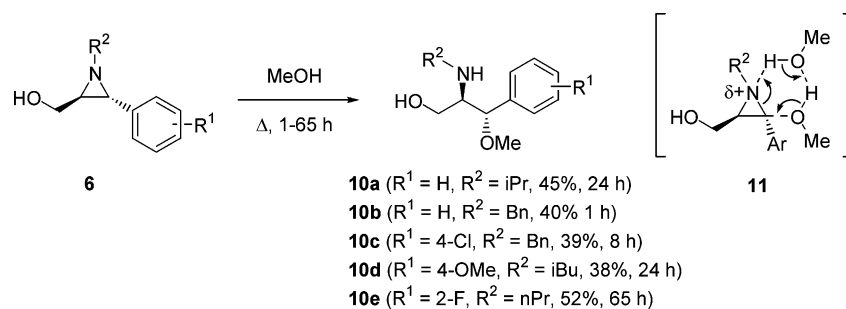
Because of the unexpected formation and isolation of *cis*-4-aryl-3-chloro- β -lactams **3**, their behaviour with respect to reductive ring opening with LiAlH_4 was evaluated. Surprisingly, treatment of azetidin-2-ones **3** with two equiv of LiAlH_4 in Et_2O under reflux for 15 h did not result in the isolation of the corresponding 2-amino-3-arylpropan-1-ols, but instead *cis*-2-aryl-3-(hydroxymethyl)aziridines **8** were obtained as the sole reaction products (Scheme 4).²⁶ Apparently, the hydride-induced ring opening of the latter aziridines **8** is disabled due to considerable steric hindrance by the aziridine substituents, preventing aziridine activation through coordination between the nitrogen atom and the Lewis acid.

Furthermore, *cis*-aziridines **8** appeared as single invertomers upon NMR analysis (CDCl_3), leading to the conclusion that *N*-inversion is completely blocked due to steric interactions. The same observations were made for the corresponding methyl ether **9**, prepared *via* Williamson ether synthesis upon treatment of aziridine **8a** with NaH and MeI in THF (Scheme 4). Again, the relative *cis*-stereochemistry controlled by the Staudinger synthesis of azetidin-2-ones **3** is transferred during the reductive ring opening, as demonstrated by analysis of the vicinal coupling constants between both aziridine protons in compounds **8** and **9** (6.1–6.4 Hz, ^1H NMR, CDCl_3).^{4c,d,25}

Aziridines are generally recognized as valuable three-membered ring systems in organic chemistry because of their synthetic flexibility.¹ Consequently, the reactivity of 2-aryl-3-(hydroxymethyl)aziridines with respect to MeOH was evaluated



Scheme 4



Scheme 5

with the intention to provide a convenient entry into the biologically relevant class of 3-oxygenated aminopropanols.⁵⁻⁸

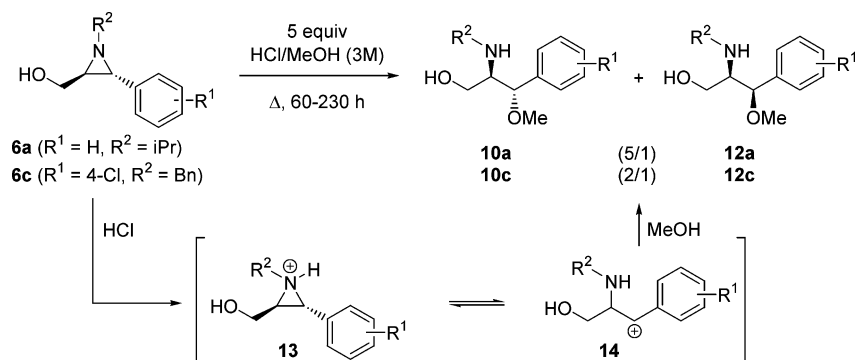
Interestingly, *trans*-aziridines **6** were transformed into the corresponding *anti*-2-amino-3-aryl-3-methoxypropan-1-ols **10** as the sole reaction products upon heating for 1–65 h in MeOH²⁷ under reflux (Scheme 5). In analogy with the reactivity of aziridines **6** with respect to LiAlH₄, their ring opening in MeOH can be explained considering the presence of an electrophilic aziridine carbon atom in the α -position of the aromatic ring in combination with the *in situ* activation of the aziridine moiety through coordination (hydrogen bridge formation) of the nitrogen atom with the acidic MeOH proton (intermediate **11**). This ring opening proceeded in a regio- and stereoselective way through a S_N2 reaction at the benzylic position. The formation of the other regio- and stereoisomers was excluded based on detailed spectroscopic analysis. It should be noted that 1-benzyl substituted aziridines **6b** and **6c** appeared to be considerably more reactive with regard to MeOH as compared to 1-alkylaziridines **6a**, **6d** and **6e**, as complete consumption of the substrates was observed after 1–8 h in the former and 24–65 h in the latter case.

Treatment of *trans*-2-aryl-3-(hydroxymethyl)aziridines **6** with NaOMe in MeOH (2 M) under reflux did not result in any conversion, and the starting material was recovered completely after every attempt (2, 8 or 24 h). Apparently, the strong nucleophilicity of methoxide as compared to MeOH does not compensate for the loss of aziridine activation through hydrogen bond formation because of the basic medium. The necessity of aziridine activation for ring opening was further supported by the reactivity of *trans*-aziridines **6** towards methanolic hydrogen chloride. Indeed, treatment of aziridines **6** with 5 equiv of HCl in MeOH (3 M) resulted in a mixture of *anti* and *syn* isomers

10 and **12** after reflux for 60–230 h (Scheme 6, *anti/syn* 2–5/1). Obviously, protonation of the aziridines **6** leads to the formation of aziridinium intermediates **13**, which (partially) can undergo ring opening towards stable benzylic carbenium ions **14**. Neutralisation of the planar carbenium ions **14** by MeOH results in a mixture of *anti* and *syn* isomers **10** and **12** (Scheme 6). Long reaction times (60–230 h) appeared to be necessary in order to drive the reaction to completion. This observation might indicate a substantial steric hindrance induced by the aziridine substituents, hampering protonation of the nitrogen atom.

Finally, the reactivity of *cis*-2-aryl-3-(hydroxymethyl)aziridines **8** with respect to MeOH was evaluated. However, the application of a variety of different reaction conditions did not lead to ring opening, and the starting compounds were recovered after every experiment (even after reflux for 90 h). Obviously, *cis*-aziridines **8** are highly reluctant to undergo ring opening by LiAlH₄ or MeOH, which can be attributed to the considerable steric hindrance induced by the aziridine substituents, in particular due to the bulky *N*-*tert*-butyl group. As a consequence, both faces of the three-membered ring are completely shielded, making any coordination or bonding interaction with the nitrogen lone pair impossible.

In conclusion, non-activated *trans*- and *cis*-1-alkyl-2-aryl-3-(hydroxymethyl)aziridines were prepared for the first time through reductive ring contraction of the corresponding *trans*- and *cis*-1-alkyl-4-aryl-3-chloroazetidin-2-ones upon treatment with LiAlH₄ in Et₂O. The synthetic applicability of *trans*-2-aryl-3-(hydroxymethyl)aziridines was demonstrated by means of the unprecedented ring opening by LiAlH₄ and by MeOH, thus affording a straightforward entry into 2-amino-3-arylpropan-1-ols and *anti*-2-amino-3-aryl-3-methoxypropan-1-ols, respectively. Furthermore, *cis*-2-aryl-1-*tert*-butyl-3-(hydroxymethyl)aziridines



Scheme 6

were shown to be highly reluctant to undergo ring opening under similar reaction conditions using LiAlH_4 or MeOH, pointing to a considerable steric hindrance due to the bulky substituents.

Experimental part

Synthesis of 1-alkyl-4-aryl-3-chloroazetid-2-ones 2 and 3

General procedure: To a solution of *N*-(arylmethylidene)amine **1** (10 mmol) in dry benzene (50 mL) was added 2,6-lutidine (30 mmol, 3 equiv), and the resulting mixture was heated under reflux. Subsequently, chloroacetyl chloride (15 mmol, 1.5 equiv) was added to the boiling mixture, followed by a reflux period of 15 h. Afterwards, the resulting suspension was filtered in order to remove 2,6-lutidine hydrochloride, after which the filtrate was washed with an aqueous solution of 1 M HCl (2 × 15 mL). The organic phase was dried over MgSO_4 , followed by removal of the drying agent and evaporation of the solvent *in vacuo*. The resulting crude compound was purified by means of recrystallization from absolute EtOH or column chromatography on silica gel.

trans-1-Benzyl-3-chloro-4-(4-chlorophenyl)azetid-2-one 2c

$^1\text{H NMR}$ (300 MHz, CDCl_3): δ 3.83 (1H, d, $J = 14.8$ Hz); 4.35 and 4.52 (2 × 1H, 2 × d, $J = 1.6$ Hz); 4.83 (1H, d, $J = 14.8$ Hz); 7.10–7.18 and 7.29–7.37 (9H, 2 × m). $^{13}\text{C NMR}$ (75 MHz, CDCl_3): δ 45.03, 63.15, 64.60, 128.02, 128.15, 128.44, 128.95, 129.46, 133.28, 134.08, 135.31, 163.37. IR (ATR, cm^{-1}): $\nu_{\text{C=O}} = 1767$. MS (70 eV): m/z (%) 306/8/10 ($\text{M}^+ + 1$, 100). Recrystallization from absolute EtOH. Mp = 101.6 °C. Anal. Calcd for $\text{C}_{16}\text{H}_{13}\text{Cl}_2\text{NO}$: C 62.76, H 4.28, N 4.57. Found: C 62.93, H 4.57, N 4.42%.

trans-3-Chloro-1-isobutyl-4-(4-methoxyphenyl)azetid-2-one 2d

$^1\text{H NMR}$ (300 MHz, CDCl_3): δ 0.89 and 0.94 (2 × 3H, 2 × d, $J = 6.9$ Hz); 1.76–1.90 (1H, m); 2.61 and 3.29 (2 × 1H, 2 × (d × d), $J = 14.0$, 8.6, 5.8 Hz); 3.83 (3H, s); 4.48 and 4.52 (2 × 1H, 2 × d, $J = 1.6$ Hz); 6.93–6.99 and 7.19–7.27 (2 × 2H, 2 × m). $^{13}\text{C NMR}$ (75 MHz, CDCl_3): δ 20.14, 20.28, 27.38, 48.22, 55.29, 63.26, 66.37, 114.71, 126.80, 128.04, 160.61, 164.09. IR (ATR, cm^{-1}): $\nu_{\text{C=O}} = 1763$. MS (70 eV): m/z (%) 268/70 ($\text{M}^+ + 1$, 100). R_f 0.18 (hexane–EtOAc 6/1). Anal. Calcd for $\text{C}_{14}\text{H}_{18}\text{ClNO}_2$: C 62.80, H 6.78, N 5.23. Found: C 63.01, H 7.02, N 5.33%.

trans-3-Chloro-4-(2-fluorophenyl)-1-propylazetid-2-one 2e

$^1\text{H NMR}$ (300 MHz, CDCl_3): δ 0.93 (3H, t, $J = 7.5$ Hz); 1.49–1.61 (2H, m); 2.82–2.91 and 3.42–3.52 (2 × 1H, 2 × m); 4.67 (1H, d, $J = 1.6$ Hz); 4.86 (1H, d, $J = 1.6$ Hz); 7.12–7.44 (4H, m). $^{19}\text{F NMR}$ (282 MHz, CDCl_3): δ (–118.37)–(–118.29) (m). $^{13}\text{C NMR}$ (75 MHz, CDCl_3): δ 11.36, 20.83, 42.96, 60.15 (d, $J = 3.5$ Hz), 62.08, 116.31 (d, $J = 20.8$ Hz), 122.23 (d, $J = 12.7$ Hz), 124.95 and 128.00 (2 × d, $J = 3.5$, 3.4 Hz), 131.13 (d, $J = 8.1$ Hz), 161.13 (d, $J = 248.1$ Hz), 163.77. IR (ATR, cm^{-1}): $\nu_{\text{C=O}} = 1768$. MS (70 eV): m/z (%) 242/4 ($\text{M}^+ + 1$, 100). R_f 0.18 (hexane–EtOAc 9/1). Anal. Calcd for $\text{C}_{12}\text{H}_{13}\text{ClFNO}$: C 59.63, H 5.42, N 5.80. Found: C 59.42, H 5.73, N 5.68%.

cis-1-*tert*-Butyl-3-chloro-4-(2-fluorophenyl)azetid-2-one 3a

$^1\text{H NMR}$ (300 MHz, CDCl_3): δ 1.32 (9H, s); 5.04 and 5.42 (2 × 1H, 2 × d, $J = 5.0$ Hz); 7.07–7.13, 7.20–7.27, 7.32–7.40 and 7.45–7.47 (4H, 4 × m). $^{19}\text{F NMR}$ (282 MHz, CDCl_3): δ (–120.00) (s). $^{13}\text{C NMR}$ (75 MHz, CDCl_3): δ 28.02, 52.63, 55.13, 59.03, 115.45 (d, $J = 22.0$ Hz), 122.79 (d, $J = 11.6$ Hz), 123.70, 129.57, 130.37 (d, $J = 8.1$ Hz), 161.62 (d, $J = 248.1$ Hz), 164.04. IR (ATR, cm^{-1}): $\nu_{\text{C=O}} = 1742$. MS (70 eV): m/z (%) 256/8 ($\text{M}^+ + 1$, 100). Recrystallization from absolute EtOH. Mp = 102.6 °C. Anal. Calcd for $\text{C}_{13}\text{H}_{15}\text{ClFNO}$: C 61.06, H 5.91, N 5.48. Found: C 61.22, H 6.09, N 5.40%.

cis-1-*tert*-Butyl-3-chloro-4-(2-methoxyphenyl)azetid-2-one 3b

$^1\text{H NMR}$ (300 MHz, CDCl_3): δ 1.34 (9H, s); 3.85 (3H, s); 4.99 and 5.50 (2 × 1H, 2 × d, $J = 5.3$ Hz); 6.90–6.92, 6.98–7.05 and 7.29–7.41 (4H, 3 × m). $^{13}\text{C NMR}$ (75 MHz, CDCl_3): δ 28.02, 53.88, 54.83, 55.48, 59.33, 110.34, 119.98, 123.82, 128.65, 129.58, 157.25, 164.73. IR (ATR, cm^{-1}): $\nu_{\text{C=O}} = 1751$. MS (70 eV): m/z (%) 268/70 ($\text{M}^+ + 1$, 100). Recrystallization from absolute EtOH. Mp = 99.8 °C. Anal. Calcd for $\text{C}_{14}\text{H}_{18}\text{ClNO}_2$: C 62.80, H 6.78, N 5.23. Found: C 62.73, H 6.76, N 5.18%.

Synthesis of 2-amino-3-arylpropan-1-ols 4

General procedure. To an ice-cooled solution of *trans*-4-aryl-3-chloroazetid-2-one **2** (2 mmol) in Et_2O (30 mL) was added LiAlH_4 (4 mmol, 2 molar equiv) in small portions. Subsequently, the resulting suspension was heated under reflux for 20–80 h, after which water (5 mL) was added at 0 °C in order to neutralize the excess of LiAlH_4 . Afterwards, the mixture was filtered through a pad of Celite®, and the filtrate was dried over MgSO_4 . Removal of the drying agent through filtration and evaporation of the solvent afforded the crude product, which was purified by crystallization from absolute EtOH or hexane–EtOAc (1/30).

2-(*N*-Benzylamino)-3-(4-chlorophenyl)propan-1-ol 4c

$^1\text{H NMR}$ (300 MHz, CDCl_3): δ 2.69–2.83 (2H, m); 2.89–2.96 (1H, m); 3.32 and 3.64 (2 × 1H, 2 × (d × d), $J = 10.7$, 4.9, 3.8 Hz); 3.75 and 3.80 (2 × 1H, 2 × d, $J = 13.2$ Hz); 7.07–7.10 and 7.20–7.34 (9H, 2 × m). $^{13}\text{C NMR}$ (75 MHz, CDCl_3): 37.36, 51.09, 59.16, 62.19, 127.21, 128.02, 128.53, 128.68, 130.53, 132.25, 136.91, 139.76. IR (ATR, cm^{-1}): $\nu_{\text{NH,OH}} = 3263$. MS (70 eV): m/z (%) 276/8 ($\text{M}^+ + 1$, 100). Recrystallization from absolute EtOH. Mp = 101.9 °C. Anal. Calcd for $\text{C}_{16}\text{H}_{18}\text{ClNO}$: C 69.68, H 6.58, N 5.08. Found: C 69.82, H 6.75, N 5.13%.

2-(*N*-Isobutylamino)-3-(4-methoxyphenyl)propan-1-ol 4d

$^1\text{H NMR}$ (300 MHz, CDCl_3): δ 0.85 and 0.86 (2 × 3H, 2 × d, $J = 6.6$ Hz); 1.56–1.70 (1H, m); 2.35 and 2.43 (2 × 1H, 2 × (d × d), $J = 11.4$, 6.9, 6.6 Hz); 2.62–2.73 (2H, m); 2.76–2.85 (1H, m); 3.28 and 3.59 (2 × 1H, 2 × (d × d), $J = 10.5$, 5.5, 3.8 Hz); 3.80 (3H, s); 6.84 and 7.09 (2 × 2H, 2 × d, $J = 8.6$ Hz). $^{13}\text{C NMR}$ (75 MHz, CDCl_3): δ 20.58, 28.72, 37.24, 54.90, 55.26, 60.13, 62.20, 113.93, 130.10, 130.54, 158.16. IR (ATR, cm^{-1}): $\nu_{\text{NH,OH}} = 3104$. MS (70 eV): m/z (%) 238 ($\text{M}^+ + 1$, 100). Recrystallization from absolute EtOH. Mp = 102.3 °C. Anal. Calcd for $\text{C}_{14}\text{H}_{23}\text{NO}_2$: C 70.85, H 9.77, N 5.90. Found: C 70.92, H 9.83, N 5.87%.

3-(2-Fluorophenyl)-2-(*N*-propylamino)propan-1-ol 4e

^1H NMR (300 MHz, CDCl_3): δ 0.89 (3H, t, $J = 7.2$ Hz); 1.46 (2H, sextet, $J = 7.2$ Hz); 2.01–2.05 (2H, m); 2.50–2.79 (3H, m); 2.81–2.97 (2H, m); 3.28 and 3.59 (2 \times 1H, 2 \times (d \times d), $J = 10.6, 5.8, 3.9$ Hz); 7.00–7.10 and 7.16–7.37 (4H, 2 \times m). ^{19}F NMR (282 MHz, CDCl_3): δ (–117.73)–(–116.98) (m). ^{13}C NMR (75 MHz, CDCl_3): δ 11.66, 23.41, 31.42, 48.81, 59.04, 62.46, 115.40 (d, $J = 21.9$ Hz), 124.12 (d, $J = 3.5$ Hz), 125.58 (d, $J = 16.1$ Hz), 128.24 (d, $J = 8.1$ Hz), 131.58 (d, $J = 4.6$ Hz), 161.34 (d, $J = 244.6$ Hz). IR (ATR, cm^{-1}): $\nu_{\text{NH,OH}} = 3255$. MS (70 eV): m/z (%) 212 ($\text{M}^+ + 1$, 100). Recrystallization from hexane–EtOAc (1/30). Mp = 101.0 °C. Anal. Calcd for $\text{C}_{12}\text{H}_{18}\text{FNO}$: C 68.22, H 8.59, N 6.63. Found: C 68.39, H 8.76, N 6.71%.

Synthesis of *trans*-2-aryl-3-(hydroxymethyl)aziridines 6

General procedure: To an ice-cooled solution of *trans*-4-aryl-3-chloroazetidin-2-one **2** (8 mmol) in Et_2O (50 mL) was added LiAlH_4 (8 mmol, 1 equiv) in small portions. Subsequently, the resulting suspension was stirred at room temperature for 5–8 h, after which water (10 mL) was added at 0 °C in order to neutralize the excess of LiAlH_4 . Afterwards, the mixture was filtered through a path of Celite®, and the filtrate was dried over MgSO_4 . Removal of the drying agent through filtration and evaporation of the solvent afforded the crude product, which was purified by recrystallization from absolute EtOH or column chromatography on silica gel.

trans-3-Hydroxymethyl-1-isopropyl-2-phenylaziridine 6a

Major invertomer. ^1H NMR (300 MHz, CDCl_3): δ 0.75 and 1.14 (2 \times 3H, 2 \times d, $J = 5.9$ Hz); 1.98 (1H, septet, $J = 5.9$ Hz); 2.39–2.44 (1H, m); 3.21 (1H, d, $J = 5.9$ Hz); 3.46–3.63 and 3.87–4.08 (2 \times 1H, 2 \times m); 7.20–7.35 (5H, m). ^{13}C NMR (75 MHz, CDCl_3): δ 21.46; 22.45; 42.52; 44.30; 49.87; 62.45; 127.67; 127.85; 130.19; 132.97. IR (ATR, cm^{-1}): $\nu_{\text{OH}} = 3152$. MS (70 eV): m/z (%) 192 ($\text{M}^+ + 1$, 100). Recrystallization from hexane–EtOAc (4/6). Mp = 94.9 °C.

Minor invertomer. ^1H NMR (300 MHz, CDCl_3): δ 1.16 and 1.25 (2 \times 3H, 2 \times d, $J = 6.1$ Hz); 2.01 (1H, septet, $J = 6.1$ Hz); 2.39–2.45 (1H, m); 2.72 (1H, s(br)); 3.89–3.93 and 3.96–4.01 (2 \times 1H, 2 \times m); 7.28–7.32 (5H, m). ^{13}C NMR (75 MHz, CDCl_3): δ 22.61, 23.15, 43.80, 48.37, 52.14, 58.66, 126.42, 126.83, 128.27, 140.27. IR (ATR, cm^{-1}): $\nu_{\text{OH}} = 3125$. MS (70 eV): m/z (%) 192 ($\text{M}^+ + 1$, 100). Recrystallization from hexane–EtOAc (1/30). Mp = 94.9 °C.

Anal. Calcd for $\text{C}_{12}\text{H}_{17}\text{NO}$: C 75.35, H 8.96, N 7.32. Found: C 75.26, H 9.11, N 7.37%.

trans-1-Benzyl-3-hydroxymethyl-2-phenylaziridine 6b

^1H NMR and MS data for the major and minor invertomer were in accordance with those reported in the literature.^{4c,d}

Major invertomer. ^{13}C NMR (75 MHz, ref = CDCl_3): δ 44.21, 44.24, 55.57, 62.49, 127.15, 128.26, 128.35, 128.49, 128.57, 130.49, 133.19, 139.35. IR (ATR, cm^{-1}): $\nu_{\text{OH}} = 3323$.

Minor invertomer. ^{13}C NMR (75 MHz, ref = CDCl_3): δ 45.60, 51.46, 55.66, 58.97, 126.41, 127.53, 127.73, 127.89, 128.73, 128.90, 139.15, 139.76. IR (ATR, cm^{-1}): $\nu_{\text{OH}} = 3323$.

Anal. Calcd for $\text{C}_{16}\text{H}_{17}\text{NO}$: C 80.30, H 7.16, N 5.85. Found: C 80.44, H 7.35, N 5.97%.

trans-1-Benzyl-2-(4-chlorophenyl)-3-(hydroxymethyl)aziridine 6c

Major invertomer. ^1H NMR (300 MHz, CDCl_3): δ 2.04–2.05 (1H, m); 2.37–2.39 (1H, m); 3.08 (1H, d, $J = 13.8$ Hz); 3.22 (1H, d, $J = 3.3$ Hz); 3.36 (1H, d, $J = 13.8$ Hz); 3.49–3.56 and 3.80–3.85 (2 \times 1H, 2 \times m); 7.10–7.35 (9H, m). ^{13}C NMR (75 MHz, CDCl_3): δ 43.22, 43.90, 55.48, 62.13, 127.11, 127.53, 127.99, 128.42, 131.57, 131.78, 134.02, 139.08. IR (ATR, cm^{-1}): $\nu_{\text{OH}} = 3074$. MS (70 eV): m/z (%) 274/6 ($\text{M}^+ + 1$, 100). Recrystallization from hexane–EtOAc (1/30). Mp = 95.6 °C.

Minor invertomer. ^1H NMR (300 MHz, CDCl_3): δ 2.10 (1H, s); 2.37–2.39 (1H, m); 2.48 (1H, s(br)); 3.80–3.85 (1H, m); 3.91 (2H, s); 3.97–4.03 (1H, m); 7.10–7.35 (9H, m). ^{13}C NMR (75 MHz, CDCl_3): δ 44.52, 48.34, 55.48, 58.98, 127.11, 127.53, 127.99, 128.42, 131.57, 132.63, 138.22, 139.34. IR (ATR, cm^{-1}): $\nu_{\text{OH}} = 3074$. MS (70 eV): m/z (%) 274/6 ($\text{M}^+ + 1$, 100). Recrystallization from hexane–EtOAc (1/30). Mp = 95.6 °C.

Anal. Calcd for $\text{C}_{16}\text{H}_{16}\text{ClNO}$: C 70.20, H 5.89, N 5.12. Found: C 70.36, H 6.03, N 5.01%.

trans-2-(2-Fluorophenyl)-3-hydroxymethyl-1-propylaziridine 6e

Major invertomer. ^1H NMR (300 MHz, CDCl_3): δ 0.83 (3H, t, $J = 7.5$ Hz); 1.49 (2H, sextet, $J = 7.5$ Hz); 1.78–1.86 (1H, m); 2.27–2.38 (2H, m); 3.22 (1H, d, $J = 3.9$ Hz); 3.61–3.68 and 3.91–3.98 (2 \times 1H, 2 \times m); 7.06–7.13 and 7.16–7.35 (4H, 2 \times m). ^{19}F NMR (282 MHz, CDCl_3): δ (–114.41)–(–114.08) (m). ^{13}C NMR (75 MHz, CDCl_3): δ 11.76, 22.87, 38.22 (d, $J = 2.3$ Hz), 44.28, 54.25, 62.39, 115.54 (d, $J = 21.9$ Hz), 121.28 (d, $J = 15.0$ Hz), 123.56 (d, $J = 3.4$ Hz), 129.73 (d, $J = 8.1$ Hz), 131.66 (d, $J = 3.5$ Hz), 162.96 (d, $J = 248.1$ Hz). IR (ATR, cm^{-1}): $\nu_{\text{OH}} = 3225$. MS (70 eV): m/z (%) 210 ($\text{M}^+ + 1$, 100). R_f 0.13 (Et₂O–hexane 6/1).

Minor invertomer. ^1H NMR (300 MHz, CDCl_3): δ 0.97 (3H, t, $J = 7.2$ Hz); 1.61–1.75 (2H, m); 2.41 (1H, s(br)); 2.43–2.51 (1H, m); 2.64 (1H, d, $J = 2.2$ Hz); 2.89–2.97 (1H, m); 3.91–3.98 and 4.07–4.11 (2 \times 1H, 2 \times m); 7.00–7.13 and 7.16–7.35 (4H, 2 \times m). ^{19}F NMR (282 MHz, CDCl_3): δ (–121.32)–(–118.00) (m). ^{13}C NMR (75 MHz, CDCl_3): δ 11.97, 23.44, 39.15 (d, $J = 4.6$ Hz), 47.07, 54.00, 58.69, 114.75 (d, $J = 21.9$ Hz), 124.21, 127.05, 127.28 (d, $J = 3.5$ Hz), 128.06 (d, $J = 8.1$ Hz), 161.49 (d, $J = 244.6$ Hz). IR (ATR, cm^{-1}): $\nu_{\text{OH}} = 3225$. MS (70 eV): m/z (%) 210 ($\text{M}^+ + 1$, 100). R_f 0.13 (Et₂O–hexane 6/1).

Anal. Calcd for $\text{C}_{12}\text{H}_{16}\text{FNO}$: C 68.88, H 7.71, N 6.69. Found: C 68.74, H 7.87, N 6.58%.

Synthesis of *cis*-2-aryl-3-(hydroxymethyl)aziridines 8

General procedure: To an ice-cooled solution of *cis*-4-aryl-3-chloroazetidin-2-one **3** (2 mmol) in Et_2O (20 mL) was added LiAlH_4 (4 mmol, 2 equiv) in small portions. Subsequently, the resulting suspension was heated under reflux for 15 h, after which water (2 mL) was added at 0 °C in order to neutralize the excess of LiAlH_4 . Afterwards, the mixture was filtered through a path of Celite®, and the filtrate was dried over MgSO_4 . Removal of the drying agent through filtration and evaporation of the solvent

afforded the crude product, which was purified by recrystallization from hexane–EtOAc (1/30).

cis-1-tert-Butyl-2-(2-fluorophenyl)-3-(hydroxymethyl)aziridine 8a

¹H NMR (300 MHz, CDCl₃): δ 1.10 (9H, s); 2.35 (1H, d × d × d, *J* = 6.1, 6.1, 5.9 Hz); 3.05 (1H, d, *J* = 6.1 Hz); 3.15 and 3.42 (2 × 1H, 2 × (d × d), *J* = 11.4, 6.1, 5.9 Hz); 6.96–7.02, 7.05–7.10, 7.16–7.26 and 7.43–7.48 (4 × 1H, 4 × m). ¹⁹F NMR (282 MHz, CDCl₃): δ (–119.17)–(–119.09) (m). ¹³C NMR (75 MHz, CDCl₃): δ 26.81, 33.78 (d, *J* = 3.4 Hz), 39.09, 52.93, 60.57, 114.71 (d, *J* = 20.7 Hz), 123.81 (d, *J* = 2.3 Hz), 124.94 (d, *J* = 13.8 Hz), 128.27 (d, *J* = 7.0 Hz), 130.00 (d, *J* = 3.5 Hz), 161.65 (d, *J* = 245.7 Hz). IR (ATR, cm^{–1}): ν_{OH} = 3292. MS (70 eV): *m/z* (%) 224 (M⁺ + 1, 100). Recrystallization from hexane–EtOAc (1/30). Mp = 101.7 °C. Anal. Calcd for C₁₃H₁₈FNO: C 69.93, H 8.13, N 6.27. Found: C 69.85, H 8.20, N 6.24%.

cis-1-tert-Butyl-3-hydroxymethyl-2-(2-methoxyphenyl)aziridine 8b

¹H NMR (300 MHz, CDCl₃): δ 1.11 (9H, s); 1.90 (1H, s(br)); 2.33 (1H, d × d × d, *J* = 6.7, 6.5, 6.5 Hz); 2.97 (1H, d, *J* = 6.5 Hz); 3.17 (1H, d × d, *J* = 11.0, 6.7 Hz); 3.28–3.33 (1H, m); 3.87 (1H, s); 6.85 (1H, d, *J* = 7.7 Hz); 6.94–7.45 (3H, m). ¹³C NMR (75 MHz, CDCl₃): δ 26.93, 35.32, 38.86, 52.87, 55.35, 61.32, 109.85, 120.65, 126.05, 127.90, 129.87, 157.58. IR (ATR, cm^{–1}): ν_{OH} = 3314. MS (70 eV): *m/z* (%) 236 (M⁺ + 1, 100). Recrystallization from hexane–EtOAc (1/30). Mp = 101.3 °C. Anal. Calcd for C₁₄H₂₁NO₂: C 71.46, H 8.99, N 5.95. Found: C 71.30, H 9.13, N 5.89%.

Synthesis of anti-2-amino-3-aryl-3-methoxypropan-1-ols 10

General procedure: A solution of *trans*-2-aryl-3-(hydroxymethyl)aziridine **6** (1 mmol) in MeOH (15 mL) was heated under reflux for 1–65 h, after which the solvent was removed *in vacuo*. The crude product was purified by column chromatography on silica gel (hexane–EtOAc).

anti-2-(*N*-Isopropylamino)-3-methoxy-3-phenylpropan-1-ol 10a

¹H NMR (300 MHz, CDCl₃): δ 0.91 and 0.99 (2 × 3H, 2 × d, *J* = 6.6 Hz); 2.76–2.88 (2H, m); 3.27 (3H, s); 3.46 and 3.53 (2 × 1H, 2 × (d × d), *J* = 10.8, 5.5, 4.4 Hz); 4.28 (1H, d, *J* = 5.5 Hz); 7.29–7.41 (5H, m). ¹³C NMR (75 MHz, CDCl₃): δ 23.19, 23.44, 45.71, 57.53, 60.05, 60.75, 84.57, 126.91, 127.92, 128.56, 139.00. IR (ATR, cm^{–1}): ν_{NH,OH} = 3423. MS (70 eV): *m/z* (%) 224 (M⁺ + 1, 100). *R*_f 0.07 (hexane–EtOAc 1/2). Anal. Calcd for C₁₃H₂₁NO₂: C 69.92, H 9.48, N 6.27. Found: C 69.77, H 9.64, N 6.12%.

anti-2-(*N*-Benzylamino)-3-methoxy-3-phenylpropan-1-ol 10b

¹H NMR (300 MHz, CDCl₃): δ 2.80 (1H, d × d × d, *J* = 5.6, 5.1, 5.0 Hz); 3.25 (3H, s); 3.57 and 3.64 (2 × 1H, 2 × (d × d), *J* = 10.9, 5.1, 5.0 Hz); 3.71 and 3.78 (2 × 1H, 2 × d, *J* = 13.3 Hz); 4.32 (1H, d, *J* = 5.6 Hz); 7.16–7.40 (10H, m). ¹³C NMR (75 MHz, ref = CDCl₃): δ 51.43, 57.51, 60.01, 62.79, 84.27, 127.19, 127.25, 128.22, 128.57, 128.77, 139.01, 140.09. IR (ATR, cm^{–1}): ν_{NH,OH} = 3341. MS (70 eV): *m/z* (%) 272 (M⁺ + 1, 100). *R*_f 0.10 (hexane–EtOAc 2/1). Anal. Calcd for C₁₇H₂₁NO₂: C 75.25, H 7.80, N 5.16. Found: C 75.16, H 7.97, N 5.03%.

anti-2-(*N*-Benzylamino)-3-(4-chlorophenyl)-3-methoxypropan-1-ol 10c

¹H NMR (300 MHz, CDCl₃): δ 2.75 (1H, d × d × d, *J* = 5.8, 5.3, 4.6 Hz); 3.22 (3H, s); 3.55 and 3.62 (2 × 1H, 2 × (d × d), *J* = 11.1, 5.3, 4.6 Hz); 3.70 and 3.78 (2 × 1H, 2 × d, *J* = 13.3 Hz); 4.28 (1H, d, *J* = 5.8 Hz); 7.16–7.18 and 7.21–7.34 (9H, 2 × m). ¹³C NMR (75 MHz, CDCl₃): δ 51.24, 57.44, 59.70, 62.49, 83.47, 127.12, 128.02, 128.42, 128.45, 128.79, 133.72, 137.46, 139.78. IR (ATR, cm^{–1}): ν_{NH,OH} = 3334. MS (70 eV): *m/z* (%) 306/8 (M⁺ + 1, 100). *R*_f 0.16 (hexane–EtOAc 1/1). Anal. Calcd for C₁₇H₂₀ClNO₂: C 66.77, H 6.59, N 4.58. Found: C 66.91, H 6.84, N 4.70%.

anti-2-(*N*-Isobutylamino)-3-methoxy-3-(4-methoxyphenyl)propan-1-ol 10d

¹H NMR (300 MHz, CDCl₃): δ 0.78 and 0.79 (2 × 3H, 2 × d, *J* = 6.9 Hz); 1.51–1.64 (1H, m); 2.33 and 2.34 (2 × 1H, 2 × d, *J* = 6.6 Hz); 2.69 (1H, d × d × d, *J* = 6.2, 5.2, 5.1 Hz); 3.22 (3H, s); 3.56 and 3.63 (2 × 1H, 2 × (d × d), *J* = 10.7, 5.2, 5.1 Hz); 3.82 (3H, s); 4.20 (1H, d, *J* = 6.2 Hz); 6.91 and 7.22 (2 × 2H, 2 × d, *J* = 8.5 Hz). ¹³C NMR (75 MHz, ref = CDCl₃): δ 20.50, 28.58, 55.34, 55.42, 57.11, 59.98, 63.75, 83.68, 114.09, 128.41, 130.92, 159.52. IR (ATR, cm^{–1}): ν_{NH,OH} = 3423. MS (70 eV): *m/z* (%) 268 (M⁺ + 1, 100). *R*_f 0.14 (hexane–EtOAc 1/2). Anal. Calcd for C₁₅H₂₅NO₃: C 67.38, H 9.42, N 5.24. Found: C 67.21, H 9.64, N 5.08%.

anti-3-(2-Fluorophenyl)-3-methoxy-2-(*N*-propylamino)propan-1-ol 10e

¹H NMR (300 MHz, CDCl₃): δ 0.88 (3H, t, *J* = 7.5 Hz); 1.40–1.52 (2H, m); 2.51–2.60 and 2.62–2.70 (2 × 1H, 2 × m); 2.83 (1H, d × d × d, *J* = 5.9, 5.0, 4.9 Hz); 3.29 (3H, s); 3.47 and 3.51 (2 × 1H, 2 × (d × d), *J* = 10.9, 5.9, 4.9 Hz); 4.77 (1H, d, *J* = 5.0 Hz); 7.03–7.09, 7.16–7.21, 7.25–7.31 and 7.32–7.39 (4 × 1H, 4 × m). ¹⁹F NMR (282 MHz, CDCl₃): δ (–119.09)–(–119.00) (m). ¹³C NMR (75 MHz, CDCl₃): δ 11.63, 23.50, 49.15, 57.84, 59.97, 62.35, 77.49, 115.53 (d, *J* = 21.9 Hz), 124.35 (d, *J* = 3.4 Hz), 126.15 (d, *J* = 13.9 Hz), 127.76 (d, *J* = 4.6 Hz), 129.25 (d, *J* = 8.1 Hz), 160.80 (d, *J* = 245.8 Hz). IR (ATR, cm^{–1}): ν_{NH,OH} = 3408. MS (70 eV): *m/z* (%) 242 (M⁺ + 1, 100). *R*_f 0.10 (hexane–EtOAc 1/2). Anal. Calcd for C₁₃H₂₀FNO₂: C 64.71, H 8.35, N 5.80. Found: C 64.50, H 8.58, N 5.64%.

Synthesis of 1-alkyl-2-aryl-3-(methoxymethyl)aziridines 7 and 9

General procedure: To an ice-cooled solution of 2-aryl-3-(hydroxymethyl)aziridine **6** or **8** (0.5 mmol) in dry THF (10 mL) was added NaH (0.75 mmol, 1.5 equiv, 60% dispersion in mineral oil), after which the resulting suspension was stirred for one hour at room temperature. Subsequently, MeI (0.75 mmol, 1.5 equiv) was added dropwise at 0 °C, followed by a reflux period of 6 h. The resulting mixture was poured in water (10 mL) and extracted with Et₂O (3 × 10 mL). Drying (MgSO₄), removal of the drying agent and evaporation of the solvent *in vacuo* afforded the crude product, which was purified by column chromatography on silica gel.

trans-1-Benzyl-2-(4-chlorophenyl)-3-(methoxymethyl)aziridine 7

Major invertomer. ^1H NMR (300 MHz, CDCl_3): δ 2.39–2.44 (1H, m); 3.19 (1H, d, $J = 3.3$ Hz); 3.40 (3H, s); 3.71 (1H, d, $J = 14.3$ Hz); 3.78–3.81 (2H, m); 4.12 (1H, d, $J = 14.3$ Hz); 7.17–7.36 (9H, m). ^{13}C NMR (75 MHz, CDCl_3): δ 44.32, 46.12, 55.53, 58.60, 68.52, 126.76, 127.57, 128.30, 128.40, 131.60, 132.53, 138.57, 139.67. IR (ATR cm^{-1}): ν_{max} = 2923, 2873, 2853, 1493, 1452, 1104, 1090, 802, 732, 696. MS (70 eV): m/z (%) 288/90 ($\text{M}^+ + 1$, 100). R_f 0.25 (Et_2O –hexane 1/1).

Minor invertomer. ^1H NMR (300 MHz, CDCl_3): δ 2.39–2.44 (1H, m); 2.57 (1H, d, $J = 2.8$ Hz); 3.36 (3H, s); 3.55 (2H, d, $J = 4.4$ Hz); 3.71 and 4.12 ($2 \times 1\text{H}$, $2 \times \text{d}$, $J = 14.3$ Hz); 7.17–7.36 (9H, m). ^{13}C NMR (75 MHz, CDCl_3): δ 42.46, 44.08, 55.82, 58.87, 74.29, 126.83, 127.57, 127.98, 128.22, 128.30, 132.10, 133.87, 139.17. IR (ATR, cm^{-1}): ν_{max} = 2923, 2873, 2853, 1493, 1452, 1104, 1090, 802, 732, 696. MS (70 eV): m/z (%) 288/90 ($\text{M}^+ + 1$, 100). R_f 0.25 (Et_2O –hexane 1/1).

Anal. Calcd for $\text{C}_{17}\text{H}_{18}\text{ClNO}$: C 70.95, H 6.30, N 4.87. Found: C 70.72, H 6.57, N 4.93%.

cis-1-tert-Butyl-2-(2-fluorophenyl)-3-(methoxymethyl)aziridine 9

^1H NMR (300 MHz, CDCl_3): δ 1.08 (9H, s); 2.28 (1H, d \times d \times d, $J = 6.1, 6.1, 5.9$ Hz); 3.02 (1H, d, $J = 6.1$ Hz); 3.05 and 3.13 ($2 \times 1\text{H}$, $2 \times (\text{d} \times \text{d})$, $J = 10.6, 6.1, 5.9$ Hz); 3.19 (3H, s); 6.96–7.02, 7.05–7.10, 7.16–7.23 and 7.46–7.51 ($4 \times 1\text{H}$, $4 \times \text{m}$). ^{19}F NMR (282 MHz, CDCl_3): δ (–119.11)–(–119.03) (m). ^{13}C NMR (75 MHz, CDCl_3): δ 26.70, 32.93 (d, $J = 3.4$ Hz), 37.53, 53.07, 58.64, 71.41, 114.60 (d, $J = 20.7$ Hz), 123.56 (d, $J = 3.5$ Hz), 125.31 (d, $J = 13.9$ Hz), 128.02 (d, $J = 8.1$ Hz), 130.01 (d, $J = 4.6$ Hz), 161.88 (d, $J = 245.8$ Hz). IR (ATR, cm^{-1}): ν_{max} = 2962, 2924, 2855, 1491, 1455, 1241, 1222, 1138, 1107, 1096, 757. MS (70 eV): m/z (%) 238 ($\text{M}^+ + 1$, 100). R_f 0.41 (hexane– EtOAc 9/1). Anal. Calcd for $\text{C}_{14}\text{H}_{20}\text{FNO}$: C 70.86, H 8.49, N 5.90. Found: C 71.05, H 8.64, N 5.82%.

Acknowledgements

The authors are indebted to Ghent University (GOA) and the Fund for Scientific Research-Flanders (FWO-Vlaanderen) for financial support.

References

- (a) D. Tanner, *Angew. Chem., Int. Ed. Engl.*, 1994, **33**, 599; (b) H. M. I. Osborn and J. Sweeney, *Tetrahedron: Asymmetry*, 1997, **8**, 1693; (c) U. M. Lindström and P. Somfai, *Synthesis*, 1998, 109; (d) W. McCoull and F. A. Davis, *Synthesis*, 2000, 1347; (e) B. Zwanenburg and P. ten Holte, *Top. Curr. Chem.*, 2001, **216**, 94; (f) J. B. Sweeney, *Chem. Soc. Rev.*, 2002, **31**, 247; (g) X. E. Hu, *Tetrahedron*, 2004, **60**, 2701; (h) I. D. G. Watson, L. Yu and A. K. Yudin, *Acc. Chem. Res.*, 2006, **39**, 194; (i) A. Padwa and S. S. Murphree, *Arkivoc*, 2006, (iii)(6).
- (a) S. M. Lait, D. A. Rankic and B. A. Keay, *Chem. Rev.*, 2007, **107**, 767; (b) N. Arroyo, U. Haslinger, K. Mereiter and M. Widhalm, *Tetrahedron: Asymmetry*, 2000, **11**, 4207.
- For non-activated 2-(hydroxymethyl)aziridines, see: (a) W. K. Lee and H.-J. Ha, *Aldrichimica Acta*, 2003, **36**, 57 and references cited therein; (b) J. A. Deyrup and C. L. Moyer, *J. Org. Chem.*, 1970, **35**, 3424; (c) P. Baret, H. Handel and J. L. Pierre, *Org. Magn. Reson.*, 1974, **6**, 35; (d) J. L. Pierre, P. Baret and E. M. Rivoirard, *J. Heterocycl. Chem.*, 1978, **15**, 817; (e) M. D'hooghe, T. Vanlangendonck, K. W. Törnroos and N. De Kimpe, *J. Org. Chem.*, 2006, **71**, 4678.

- (a) T. Manaka, S.-I. Nagayama, W. Desadee, N. Yajima, T. Kumamoto, T. Watanabe, T. Ishikawa, M. Kawahata and K. Yamaguchi, *Helv. Chim. Acta*, 2007, **90**, 128; (b) K. Ishii, T. Sone, T. Shigeyama, M. Noji and S. Sugiyama, *Tetrahedron*, 2006, **62**, 10865; (c) P. Davoli, E. Caselli, M. Bucciarelli, A. Forni, G. Torre and F. Prati, *J. Chem. Soc., Perkin Trans. 1*, 2002, 1948; (d) P. Davoli, A. Forni, I. Moretti, F. Prati and G. Torre, *Tetrahedron*, 2001, **57**, 1801; (e) D. Tanner, H. T. Korno, D. Guijarro and P. G. Andersson, *Tetrahedron*, 1998, **54**, 14213; (f) P. G. Andersson, D. Guijarro and D. Tanner, *J. Org. Chem.*, 1997, **62**, 7364; (g) A. L. Schwan and M. D. Refvik, *Tetrahedron Lett.*, 1993, **34**, 4901; (h) P. Baret, A. Boucherle, H. Handel, A. Million, J. L. Pierre, A. Stenger, M. Charveron and H. Lauressergues, *Eur. J. Med. Chem.*, 1977, **12**, 149.
- T. W. Glinka, D. E. Shuster, C. S. Celly, R. D. Simmons and J. Zhang, *U.S. Pat.*, 2007, US 2007155799 A1; *Chem. Abstr.*, 2007, **147**, 143130.
- A. Dagan, S. Gatt and S. Slavin, *PCT Int. Appl.*, 2009, WO 2009060445 A1; *Chem. Abstr.*, 2009, **150**, 487727.
- P. C. Anderson, T. Halmos, G. L. Jung, M.-A. Poupart and B. Simoneau, *U.S. Pat.*, 1996, US 5523315 A1; *Chem. Abstr.*, 1996, **125**, 142714.
- G. Camaggi, D. Chiarino, M. Fantucci and G. Meazza, *Eur. Pat.*, 1991, EP 454067 A1; *Chem. Abstr.*, 1992, **117**, 48113.
- (a) I. Ojima and F. Delalogue, *Chem. Soc. Rev.*, 1997, **26**, 377; (b) I. Ojima, *Acc. Chem. Res.*, 1995, **28**, 383; (c) J. F. Fisher, S. O. Meroueh and S. Mobashery, *Chem. Rev.*, 2005, **105**, 395; (d) B. Alcaide and P. Almendros, *Synlett*, 2002, 381; (e) G. S. Singh, *Tetrahedron*, 2003, **59**, 7631; (f) S. France, A. Weatherwax, A. E. Taggi and T. Lectka, *Acc. Chem. Res.*, 2004, **37**, 592; (g) B. Alcaide, P. Almendros and C. Aragoncillo, *Chem. Rev.*, 2007, **107**, 4437.
- (a) M. D'hooghe, W. Van Brabant, S. Dekeukeleire, Y. Dejaegher and N. De Kimpe, *Chem.–Eur. J.*, 2008, **14**, 6336; (b) M. D'hooghe, S. Dekeukeleire and N. De Kimpe, *Org. Biomol. Chem.*, 2008, **6**, 1190; (c) W. Van Brabant, R. Van Landeghem and N. De Kimpe, *Org. Lett.*, 2006, **8**, 1105; (d) W. Van Brabant, Y. Dejaegher, R. Van Landeghem and N. De Kimpe, *Org. Lett.*, 2006, **8**, 1101; (e) E. Boros, F. Bertha, G. Czira, A. Feller, J. Fetter, M. Kajtar-Peredy and G. Simig, *J. Heterocycl. Chem.*, 2006, **43**, 87; (f) Y. Dejaegher and N. De Kimpe, *J. Org. Chem.*, 2004, **69**, 5974; (g) Y. Dejaegher, S. Mangelinckx and N. De Kimpe, *J. Org. Chem.*, 2002, **67**, 2075; (h) S. Yamamoto, A. Kanetsuki, Y. Sueishi and N. Nishimura, *Bull. Chem. Soc. Jpn.*, 1990, **63**, 2911; (i) D. Johnson and H. Suschitzky, *J. Chem. Soc., Perkin Trans. 1*, 1976, 1062.
- B. Van Driessche, W. Van Brabant, M. D'hooghe, Y. Dejaegher and N. De Kimpe, *Tetrahedron*, 2006, **62**, 6882.
- (a) K. D. Barrow and T. M. Spotswood, *Tetrahedron Lett.*, 1965, **6**, 3325; (b) J. Decazes, J. L. Luche and H. B. Kagan, *Tetrahedron Lett.*, 1970, **11**, 3361.
- (a) J. Xu, *Arkivoc*, 2009, (ix), 21; (b) L. Jiao, Y. Liang and J. X. Xu, *J. Am. Chem. Soc.*, 2006, **128**, 6060.
- (a) B. Li, Y. Wang, D.-M. Du and J. Xu, *J. Org. Chem.*, 2007, **72**, 990; (b) Y. Wang, Y. Liang, L. Jiao, D.-M. Du and J. Xu, *J. Org. Chem.*, 2006, **71**, 6983.
- (a) K. D. Barrow and T. M. Spotswood, *Tetrahedron Lett.*, 1965, **6**, 3325; (b) J. Decazes, J. L. Luche and H. B. Kagan, *Tetrahedron Lett.*, 1970, **11**, 3361; (c) B. Alcaide, P. Almendros, N. R. Salgado, M. P. Matínez-Alcázar and F. Hernández-Cano, *Eur. J. Org. Chem.*, 2001, 2001; (d) B. K. Banik, K. J. Barakat, D. R. Wagle, M. S. Manhas and K. A. Bose, *J. Org. Chem.*, 1999, **64**, 5746; (e) B. Alcaide, P. Almendros, A. Rodríguez-Vicente and M. P. Ruiz, *Tetrahedron*, 2005, **61**, 2767.
- (a) L. Hu, Y. Wang, B. Li, D.-M. Du and J. Xu, *Tetrahedron*, 2007, **63**, 9387; (b) S. D. Sharma, S. Kanwar and S. Rajpoot, *J. Heterocycl. Chem.*, 2006, **43**, 11; (c) Y. Dejaegher, B. Denolf, C. V. Stevens and N. De Kimpe, *Synthesis*, 2005, 193; (d) F. P. Cossio, J. M. Ugalde, X. Lopez, B. Lecea and C. Palomo, *J. Am. Chem. Soc.*, 1993, **115**, 995.
- (a) A. Jarrahpour and M. Zarei, *Tetrahedron*, 2009, **65**, 2927; (b) A. K. Halve, D. Bhadauria and R. Dubey, *Bioorg. Med. Chem. Lett.*, 2007, **17**, 341; (c) S. Kanwar and S. Sharma, *Synth. Commun.*, 2005, **35**, 2149; (d) D. A. Nelson, *J. Org. Chem.*, 1972, **37**, 1447; (e) D. A. Nelson, *Tetrahedron Lett.*, 1971, **12**, 2543.
- (a) M. E. Speeter and W. H. Maroney, *J. Am. Chem. Soc.*, 1954, **76**, 5810; (b) B. Alcaide, P. Almendros, G. Cabrero and M. P. Ruiz, *J. Org. Chem.*, 2007, **72**, 7980; (c) M. D'hooghe, S. Dekeukeleire and N. De Kimpe, *Org. Biomol. Chem.*, 2008, **6**, 1190; (d) M. D'hooghe, S. Dekeukeleire, K. Mollet, C. Latagan, P. J. Smith, K. Chibale and N. De Kimpe, *J. Med. Chem.*, 2009, **52**, 4058.

- 19 The spectral data obtained for compounds **4a** and **4b** were in accordance with those reported in the literature: (a) D. D. Dore, J. R. Burgeson, R. A. Davis and S. R. Hitchcock, *Tetrahedron: Asymmetry*, 2006, **17**, 2386; (b) S. R. Hitchcock, G. P. Nora, C. Hedberg, D. M. Casper, L. S. Buchanan, M. D. Squire and D. X. West, *Tetrahedron*, 2000, **56**, 8799.
- 20 M. H. Vilhelmsen, L. F. Østergaard, M. B. Nielsen and S. Hammerum, *Org. Biomol. Chem.*, 2008, **6**, 1773.
- 21 (a) K. Suzuki, K. Okano, K. Nakai, Y. Terao and M. Sekiya, *Synthesis*, 1983, 723; (b) N. De Kimpe, R. Verhé and N. Schamp, *Bull. Soc. Chim. Belg.*, 1975, **84**, 701.
- 22 (a) M. D'hooghe, B. De Meulenaer and N. De Kimpe, *Synlett*, 2008, 2437; (b) N. De Kimpe and L. Moens, *Tetrahedron*, 1990, **46**, 2965; (c) S. Calet, F. Urso and H. Alper, *J. Am. Chem. Soc.*, 1989, **111**, 931; (d) N. De Kimpe, R. Verhé, L. De Buyck and N. Schamp, *J. Org. Chem.*, 1981, **46**, 2079; (e) N. De Kimpe, R. Verhé, L. De Buyck and N. Schamp, *J. Org. Chem.*, 1980, **45**, 5319; (f) N. De Kimpe, N. Schamp and R. Verhé, *Synth. Commun.*, 1975, **5**, 403; (g) N. De Kimpe, R. Verhé, L. De Buyck and N. Schamp, *Synth. Commun.*, 1975, **5**, 269.
- 23 K.-D. Lee, J.-M. Suh, J.-H. Park, H.-J. Ha, H. G. Choi, C. S. Park, J. W. Chang, W. K. Lee, Y. Dong and H. Yun, *Tetrahedron*, 2001, **57**, 8267.
- 24 A. Krief, *Tetrahedron*, 1980, **36**, 2531.
- 25 (a) D. Tanner, H. T. Korno, D. Guijarro and P. G. Andersson, *Tetrahedron*, 1998, **54**, 14213; (b) F. Xichun, Q. Guofu, L. Shucai, T. Hanbing, W. Lamei and H. Xianming, *Tetrahedron: Asymmetry*, 2006, **17**, 1394; (c) A. Breuning, R. Vicik and T. Schirmeister, *Tetrahedron: Asymmetry*, 2003, **14**, 3301; (d) C. Miniejew, F. Outurquin and X. Pannecoucke, *Tetrahedron*, 2006, **62**, 2657; (e) K. Juhl, R. G. Hazell and K. A. Jørgensen, *J. Chem. Soc., Perkin Trans. 1*, 1999, 2293.
- 26 J. L. Bilke, M. Dzuganova, R. Fröhlich and E.-U. Würthwein, *Org. Lett.*, 2005, **7**, 3267.
- 27 For the ring opening of 2-substituted non-activated aziridines by alcohols, see: J. Bodenau, J. Chanet-Ray and R. Vessière, *Synthesis*, 1992, 288.